

# CITY OF LOS ANGELES SIDEWALK VENDING RULES

Ensuring Your Safety and Success



## 1. KEEP IT CLEAN.

### PICK UP TRASH AND RECYCLE

Food vending carts must have trash containers to hold all waste. Vendors must pick up trash within 50 feet of your cart. Separate recyclable materials and dispose following City of LA recycling policies



## 2. KEEP THE SIDEWALK OPEN FOR PEDESTRIANS AND OTHER USES

### DON'T BLOCK PEDESTRIANS AND VEHICLES

Vendor must maintain at least a 5 feet width passage on any walkway and sidewalk. Vending carts can't protrude onto the street or create a safety hazard. No person shall place vending cart in areas used for public utility purposes, public transportation or other governmental use.

Carts not allowed near any residence, business, poles, posts, driveways, traffic signs or signals, hydrants, mailboxes. Vendors must ensure customers are not blocking sidewalk, street, avenue, alley or other public place.

## 4. KEEP PRODUCE BAGGED



### PROTECT FROM BUGS AND VERMIN, FOLLOW STATE LAWS ON PRODUCE

All produce regulated by the California Department of Food and Agriculture (CDFA) shall be handled, transported, displayed or disposed of in accordance with all California laws.

- All produce under quarantine by CDFA must be bagged to prevent infestation; open display is prohibited.
- All produce, discarded husks, cores, rinds, or pits shall be sealed in plastic bags before disposing.
- Food vendor shall have a receipt, invoice, bill of lading as proof of origin of all produce under quarantine.
- All produce or commodities under quarantine that are sold, or transported must be of commercial origin.
- Any violation of this section may result in the seizure of produce

## 5. KEEP ALL YOUR PERMITS UP TO DATE

All sidewalk vendors must possess all applicable business, tax and health permits required by the State, County, and/or City.



## OUR SIDEWALK AND PARK VENDORS ARE A VITAL PART OF OUR ECONOMY HERE IN THE CITY OF LOS ANGELES.

We want you to succeed as a vendor. We are committed to ensuring your safety and business success.

The Rules and Regulations Guide provides you with guidelines to follow and the areas where you are permitted to vend.

## FOLLOW US TO LEARN MORE

- f /BSSLosAngeles
- @bsslosangeles
- @BSSLosAngeles
- w vending.lacity.org



### DISTANCES FROM THE FOLLOWING ABOVE GROUND FACILITIES MUST BE AT LEAST THREE FEET:

- Street lights
  - Edges of tree wells
  - Parking meters
  - Above ground utility structure
- DISTANCES FROM FIRE HYDRANTS NO LESS THAN FIVE FEET.**
- DISTANCES FROM ANY EXISTING SUBSURFACE UTILITY BOX OR VALVE NO LESS THAN TWO FEET.**
- DISTANCE FROM FACE OF CURB AND FROM EDGE OF DRIVEWAYS NO LESS THAN 18 INCHES (SEE DIAGRAM 1).**
- DISTANCES BETWEEN VENDORS SHALL BE THREE FEET CLEAR (SEE DIAGRAM 2).**
- NO VENDING PERMITTED AT BUS STOP LOCATIONS, OR NEAR (BENCHES, BIKE RACKS), AND NEWSSTANDS.**
- NO VENDING PERMITTED IN ROADWAY, MEDIANS, PEDESTRIAN ISLANDS, AND BIKEWAYS.**
- NO STATIONARY VENDING ALLOWED IN FRONT OF ANY BUILDING. ALL STATIONARY VENDING LOCATIONS SHALL BE PLACED 18 INCHES FROM THE CURB FACE.**
- DISTANCE FROM PERMITTED ACTIVITIES INCLUDING BUT NOT LIMITED TO CONSTRUCTION RELATED STREET OR LANE CLOSURES, SPECIAL EVENTS, SWAP MEETS, FILMING, AND FARMER'S MARKETS SHALL BE NO LESS THAN 500 FEET FROM THE BOUNDARY LINE OF THE PERMITTED ACTIVITY.**
- VENDORS MUST BE AT LEAST 20 FEET FROM AN ENTRANCE TO ANY BUILDING, STORE, THEATRE, MOVIE HOUSE, HOUSE OF WORSHIP OR PLACE OF PUBLIC ASSEMBLY.**

DIAGRAM 1

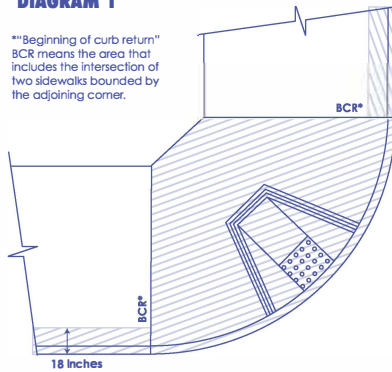


DIAGRAM 2

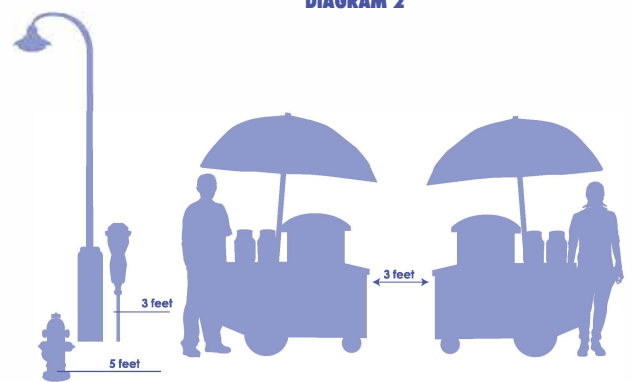
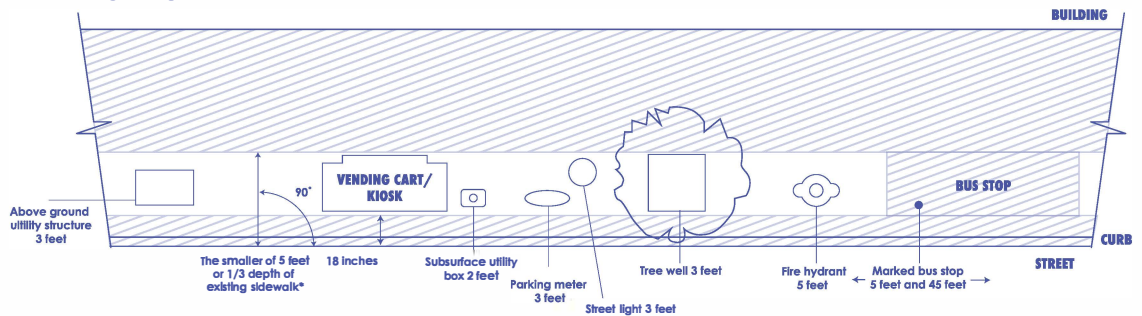


DIAGRAM 3



\* Examples: 1/3 of depth of 9' wide sidewalk vendor space would be 3', 6' wide sidewalk vendor space would be 2'.